

THANK YOU FOR PURCHASING AN ITR FINAL DRIVE!

This installation guide provides simple steps to assist in installing your new ITR Final Drive and identify the necessary hydraulic ports for installation. Follow the original equipment manufacturer's instructions and procedures for removal and installation of the final drive when available. If in doubt, please give us a call on **1300 820 214**.


Change gearbox oil every 250 hours (SAE80/90 gear oil). Failure to do so will void warranty. (Final drive should be pre-loaded with gear oil, but please check once final drive is installed)




WARNING: PLEASE ENSURE THE HYDRAULIC HOSES ARE CONNECTED TO THE CORRECT PORT ON THE FINAL DRIVE. FAILURE TO DO SO MAY RESULT IN INSTANT DAMAGE TO YOUR DRIVE.

IT IS ESSENTIAL THAT ALL MACHINE HYDRAULIC FILTERS AND HOSES, INCLUDING CASE DRAIN RETURN FILTER, ARE CLEANED OR REPLACED. THIS ENSURES NO FOREIGN MATERIAL THAT CAN CONTAMINATE YOUR NEW FINAL DRIVE. ANY POTENTIAL MATERIAL CONTAMINATION OR RESTRICTIONS CAN CAUSE DRIVE FAILURE.


TOP



SIDE 1



SIDE 2



SIDE 3



GREEN	FWD / REV Ports	These ports are used to connect the hydraulic pipes coming from the control valve.
BLUE	Case Drain Ports	There are two Case Drain ports, connect the Case Drain hose to the port most suitable to your installation.
RED	2-Speed Port	Connect your 2-Speed hose to this port.
YELLOW	Brake Port	Connect Brake hose to this port.
BROWN	Speed Sensor	Connect Speed Sensor hose to this port.

Thead sizes for the port connections are listed below:

FWD / REV Ports	1-1/16 - 12 UNF
Case Drain Ports	3/4 - 16 UNF
2-Speed Port	9/16 - 18 UNF
Brake Port	9/16 - 18 UNF

Configuration Guide:

- This is an aftermarket Final Drive and may differ in appearance to your specific machine. Speed and torque will not vary to the original.
- This drive can be configured to suit multiple applications and **includes 2 possible ports** for both **drain** and **two speed** ports. Choose the port that best suits your specific installation and machine.
- Port locations, hydraulic hose length and fittings may vary to the original, installation by a professional is recommended to ensure correct fitment. Incorrect installation may damage your final drive and void the product warranty.

If you have any questions or concerns about installing your new ITR Final Drive, please don't hesitate to call the team on **1300 820 214**.